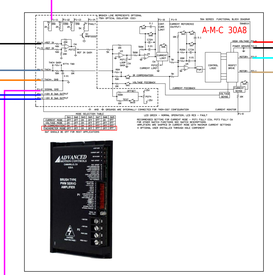

LRS-350-48 Mean Well Power Supply 48V 7.3A

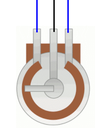



Snap Amp Pinouts and Bit Numbers 7-25-13

Pin	Name	Description	Bit (SnapAmp #0)	Bit (SnapAmp #1)
1	GPIO0	Gen Purpose LVTTL	80	112
2	GPIO7	Gen Purpose LVTTL	87	119
3	GPIO1	Gen Purpose LVTTL	81	113
4	GPIO8	Gen Purpose LVTTL	88	120
5	GPIO2	Gen Purpose LVTTL	82	114
6	GPIO9	Gen Purpose LVTTL	89	121
7	GPIO3	Gen Purpose LVTTL	83	115
8	GPIO10	Gen Purpose LVTTL	90	122
9	GPIO4	Gen Purpose LVTTL	84	116
10	GPIO11	Gen Purpose LVTTL	91	123
11	GPIO5	Gen Purpose LVTTL	85	117
12	GPIO12	Gen Purpose LVTTL	92	124
13	GPIO6	Gen Purpose LVTTL	86	118
14	GPIO13	Gen Purpose LVTTL	93	125
15	CHA DIFF PLUS 0	Differential Input + Encoder 0 Input Phase A	64	96
16	CHA DIFF MINUS 0	Differential Input - Encoder 0 Input Phase A	64	96
17	CHB DIFF PLUS 0	Differential Input + Encoder 0 Input Phase B	65	97
18	CHB DIFF MINUS 0	Differential Input - Encoder 0 Input Phase B	65	97
19	CHA DIFF PLUS 1	Differential Input + Encoder 1 Input Phase A	66	98
20	CHA DIFF MINUS 1	Differential Input - Encoder 1 Input Phase A	66	98
21	CHB DIFF PLUS 1	Differential Input + Encoder 1 Input Phase B	67	99
22	CHB DIFF MINUS 1	Differential Input - Encoder 1 Input Phase B	67	99
23	CHA DIFF PLUS 2	Differential Input + Encoder 2 Input Phase A	68	100
24	CHA DIFF MINUS 2	Differential Input - Encoder 2 Input Phase A	68	100
25	CHB DIFF PLUS 2	Differential Input + Encoder 2 Input Phase B	69	101
26	CHB DIFF MINUS 2	Differential Input - Encoder 2 Input Phase B	69	101
27	CHA DIFF PLUS 3	Differential Input + Encoder 3 Input Phase A	70	102
28	CHA DIFF MINUS 3	Differential Input - Encoder 3 Input Phase A	70	102
29	CHB DIFF PLUS 3	Differential Input + Encoder 3 Input Phase B	71	103
30	CHB DIFF MINUS 3	Differential Input - Encoder 3 Input Phase B	71	103
31	OPTO NEG 0	Opto Isolated Input 0 Negative Connection	72	104
32	OPTO POS 0	Opto Isolated Input 0 Positive Connection	72	104
33	OPTO NEG 1	Opto Isolated Input 1 Negative Connection	73	105
34	OPTO POS 1	Opto Isolated Input 1 Positive Connection	73	105
35	OPTO NEG 2	Opto Isolated Input 2 Negative Connection	74	106
36	OPTO POS 2	Opto Isolated Input 2 Positive Connection	74	106
37	OPTO NEG 3	Opto Isolated Input 3 Negative Connection	75	107
38	OPTO POS 3	Opto Isolated Input 3 Positive Connection	75	107
39	OPTO NEG 4	Opto Isolated Input 4 Negative Connection	76	108
40	OPTO POS 4	Opto Isolated Input 4 Positive Connection	76	108
41	OPTO NEG 5	Opto Isolated Input 5 Negative Connection	77	109
42	OPTO POS 5	Opto Isolated Input 5 Positive Connection	77	109
43	OPTO NEG 6	Opto Isolated Input 6 Negative Connection	78	110
44	OPTO POS 6	Opto Isolated Input 6 Positive Connection	78	110
45	OPTO NEG 7	Opto Isolated Input 7 Negative Connection	79	111
46	OPTO POS 7	Opto Isolated Input 7 Positive Connection	79	111
47	VDD5	+ 5V Encoder Power Output		
48	VDD5	+ 5V Encoder Power Output		
49	GND	Digital Logic Ground		
50	GND	Digital Logic Ground		



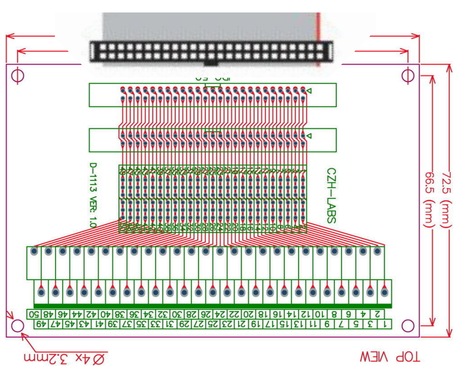

Panel WC08C16